

49S

THRU-HOLE CRYSTAL

FEATURES

- Low cost, short delivery
- Wide Frequency Range
- Applications: Computers, Modem, Microprocessor Crystal,...

11.0 x 4.7 x 3.5 mm



Item	Symbol	Specification
Frequency Range	Fo	3.2 MHz ~ 70.0 MHz
Operation Mode		3.2 MHz ~ 48.0 MHz Fundamental / AT-cut (see options) 27.0 MHz ~ 70.0 MHz 3rd-overtone / AT-cut (see options) 24.0 MHz ~ 54.0 MHz Fundamental / BT-cut (see options)
Operating temperature Range	To	-20° to +70°C (see options)
Frequency Tolerance at 25°C	Δf/F	± 50ppm max. (see options)
Temperature Stability	Δf/F	± 50ppm max. (see options)
Load Capacitance (CL)	CL	series or 8 pF to 50 pF (see options)
Equivalent Series Resistance	ESR	See Table 1
Shunt Capacitance (Co)	Co	7pF Max
Insulation Resistance	Ri	500 MΩ min. (at 100Vdc)
Drive Level	DL	100μW typical , 500μW max.
Aging	Δf/F	±5ppm max (at 25°C, first year)
Packing Unit		Bulk in bag
		Customer specifications on request

TABLE 1: Standard ESR

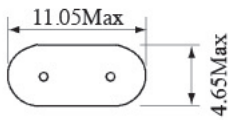
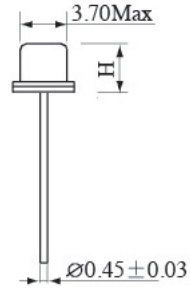
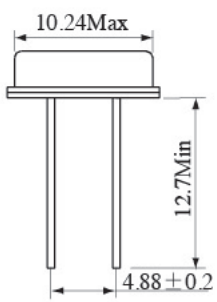
Frequency (MHz)	ESR (Ω) max.	Frequency (MHz)	ESR (Ω) max.
3.2 - 4.499	150	13.0 - 48.0	40
4.5 - 6.9	100	27.0 - 31.99, 3rd overtone	100
7.0 - 9.9	80	32.0 - 70.0, 3rd overtone	80
10.0 - 12.99	50	24.0 - 54.0, Fund. BT-cut	40

OPTIONS & ORDERING INFORMATION

49S-				 MHz	-
.....
Freq. Tolerance	Freq. Stability*	Operating Temp.*	Load Capacitance	Mode	Frequency in MHz	ESR if other than STD	3rd lead option
10 = ±10 ppm	10 = ±10 ppm	D = -10° / +60°C	Please specify CL in pF or S for Series	F = Fundamental	Please specify the frequency in MHz	Specify a value in Ω	3L = 3th lead option
15 = ±15 ppm	15 = ±15 ppm	E = 0° / +70°C		D = 3rd overtone			
20 = ±20 ppm	20 = ±20 ppm	F = -20° / +70°C		FB = Fundamental, BT-cut			
25 = ±25 ppm	25 = ±25 ppm	G = -30° / +75°C					
30 = ±30 ppm	30 = ±30 ppm	H = -30° / +85°C					
50 = ±50 ppm	50 = ±50 ppm	K = -40° / +85°C					

* Note: Not all combinations are possible, please consult us.

OUTLINE DIMENSIONS



49S : H = 3.5mm max.

49SS : H = 2.5mm max.