


SX7LP

LVDS SURFACE MOUNT CRYSTAL CLOCK OSCILLATOR

FEATURES

- Miniature package
- Programmable oscillator
- One day delivery

7.0 x 5.0 x 1.8 mm



Item	Specification	
Frequency Range	10.0 MHz ~ 1450 MHz	
Output Signal	LVDS	
Overall Frequency Stability *	± 20 ppm ~ ± 100 ppm (see options)	
Operating Temperature Range	0 ~ +70°C commercial application (see options) -40 ~ +85°C industrial application (see options)	
Supply Voltage Vdd	+2.5V ±5%	+3.3V ±5%
Supply Current Idd	16 mA typ.; 27 mA max	
Output Voltage HIGH VOH	1.43V typ.; 1.6V max	
Output Voltage LOW VOL	1.1V typ.; 0.9V min.	
Output Load	50 ohm from each output	
Symmetry	45 / 55 %	
Rise / Fall time Fr/Ff	0.2 ns typ.; 0.4 ns max.	
Tri-state function	pin #1 = high or open pin #1 = low	pin #4 - #5 ==> oscillation pin #4 - #5 ==> high impedance
Start-up Time	3 ms typ.; 10 ms max.	
Integrated Phase Jitter (12 kHz to 20 MHz band)	1.2 ps typ.	
Phase Noise (typical)	Offset	Frequency 156.250 MHz
	10 Hz	-67 dBc / Hz
	100 Hz	-92 dBc / Hz
	1 kHz	-115 dBc / Hz
	10 kHz	-123 dBc / Hz
100 kHz	-125 dBc / Hz	
Packing Unit	1000pcs / reel	
Soldering Condition	260°C , 10 sec x2 max	

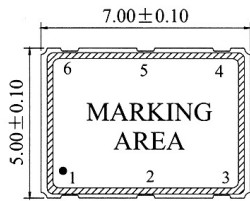
(*) Includes initial tolerance @+25°C , stability over operating temperature , stability vs. load change , stability vs. supply change and one year aging

OPTIONS & ORDERING INFORMATION

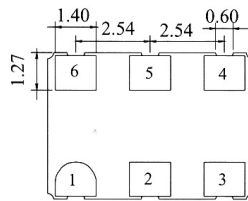
SX7LP					MHz
	Supply Voltage *	Operating Temp. *	Overall Stability *	Tri-state Function	Frequency in MHz
	25 = +2.5 V 33 = +3.3V	E = 0° / +70°C F = -20° / +70°C K = -40° / +85°C	20 = ±20 ppm 25 = ±25 ppm 30 = ±30 ppm 50 = ±50 ppm 100 = ±100 ppm	E = Tri-state	Please specify the frequency in MHz

* Note : Not all combinations are possible , please consult us.

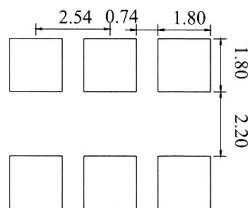
OUTLINE DIMENSIONS (MM)



Top View



Recommended Solder Pattern



Pin Connections

- #1 : E/D
- #2 : NC
- #3: GND
- #4 : Output
- #5 : Complementary output
- #6 :Vdd