


SXAST

CLIPPED SINE WAVE SURFACE MOUNT TCXO

FEATURES

1.65x1.25 x 0.6 mm

- ▶ Smallest TCXO package
- ▶ Tight stability
- ▶ Applications : GPS, Mobile phone, WLAN, ...



Item	Specification																																										
Frequency Range	19.2 MHz to 52.0 MHz																																										
Output Signal	Clipped Sine Wave																																										
Supply Voltage V _{dd} (see options)	+1.8V ±5% +2.5V ±5% +2.8V ±5% +3.0V ±5% +3.3V ±5%																																										
Supply Current I _{dd}	≤ 30.0 MHz 1.5 mA max > 30.0 MHz 1.7 mA max																																										
Frequency Tolerance	±1.5 ppm max. at 25°C ±2°C (one hour after reflow)																																										
Frequency Stability vs Temperature (see options)	<table border="1"> <thead> <tr> <th></th> <th>±0.5 ppm</th> <th>±1.0 ppm</th> <th>±1.5 ppm</th> <th>±2.0 ppm</th> <th>±2.5 ppm</th> <th>±3.0 ppm</th> </tr> </thead> <tbody> <tr> <td>-10° to +60°C</td> <td>○</td> <td>○</td> <td>○</td> <td>○</td> <td>○</td> <td>○</td> </tr> <tr> <td>-20° to +70°C</td> <td>○</td> <td>○</td> <td>○</td> <td>○</td> <td>○</td> <td>○</td> </tr> <tr> <td>-30° to +75°C</td> <td>○</td> <td>○</td> <td>○</td> <td>○</td> <td>○</td> <td>○</td> </tr> <tr> <td>-30° to +85°C</td> <td>○</td> <td>○</td> <td>○</td> <td>○</td> <td>○</td> <td>○</td> </tr> <tr> <td>-40° to +85°C</td> <td>X</td> <td>◇</td> <td>○</td> <td>○</td> <td>○</td> <td>○</td> </tr> </tbody> </table> <p>○ = available ◇ = please contact us X = not available</p>		±0.5 ppm	±1.0 ppm	±1.5 ppm	±2.0 ppm	±2.5 ppm	±3.0 ppm	-10° to +60°C	○	○	○	○	○	○	-20° to +70°C	○	○	○	○	○	○	-30° to +75°C	○	○	○	○	○	○	-30° to +85°C	○	○	○	○	○	○	-40° to +85°C	X	◇	○	○	○	○
	±0.5 ppm	±1.0 ppm	±1.5 ppm	±2.0 ppm	±2.5 ppm	±3.0 ppm																																					
-10° to +60°C	○	○	○	○	○	○																																					
-20° to +70°C	○	○	○	○	○	○																																					
-30° to +75°C	○	○	○	○	○	○																																					
-30° to +85°C	○	○	○	○	○	○																																					
-40° to +85°C	X	◇	○	○	○	○																																					
Frequency Stability vs Aging	±1.0 ppm max. per year at 25°C																																										
Frequency Stability vs Voltage Change	±0.2 ppm max. , for a ±5% input voltage change																																										
Frequency Stability vs Load Change	±0.2 ppm max. , for a ±10% load condition change																																										
Output Level	≥1.0V p-p																																										
Output Load	10 kΩ // 10 pF																																										
Harmonics of output signal	-5 dBc max.																																										
Phase noise	-135 dBc/Hz typ. at 1 kHz offset																																										
Start-up Time	3 ms max.																																										
Packing Unit	3000pcs / reel																																										
Soldering Condition	260°C , 10 sec x2 max																																										
Customer specifications on request																																											

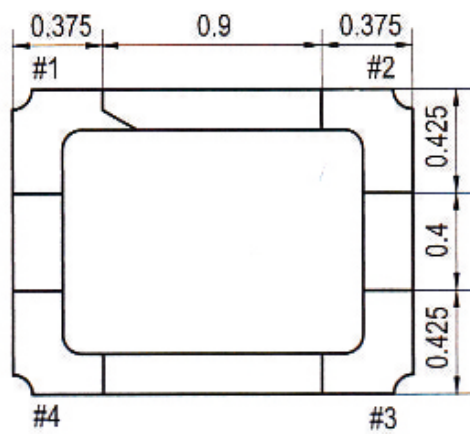

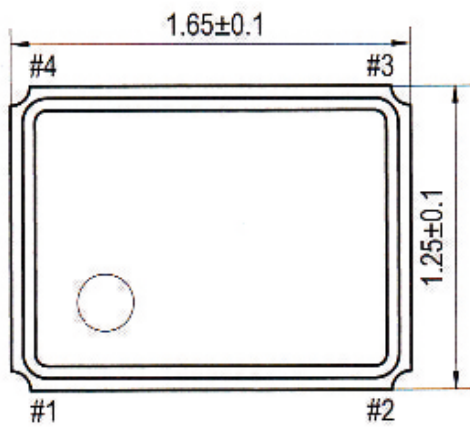
*Need to contact us for the available frequency.

OPTIONS & ORDERING INFORMATION

SXAST					MHz
Supply Voltage *	Operating Temp. *	Temperature Stability *	Tri-state Function	Package type	Frequency in MHz
18 = +1.8V	D = -10° / +60°C	0.5 = ±0.5 ppm	F = no Tri-state	4P = 4-pad version	Please specify the frequency in MHz
25 = +2.5V	F = -20° / +70°C	1.0 = ±1.0 ppm			
28 = +2.8V	G = -30° / +75°C	1.5 = ±1.5 ppm			
30 = +3.0V	H = -30° / +85°C	2.0 = ±2.0 ppm			
33 = +3.3V	K = -40° / +85°C	2.5 = ±2.5 ppm			
		3.0 = ±3.0 ppm			

* Note : Not all combinations are possible , please consult us.

OUTLINE DIMENSIONS (MM)



Pin Connections

#1 : GND

#2 : GND

#3: Output

#4 :Vdd