

UM5MJ

SURFACE-MOUNT CRYSTAL

FEATURES

6.0 x 7.8 x 3.5 mm



- High Precision availability
- Wide Frequency Range
- One day delivery
- Applications: Telecommunication equipment, Pagers,...

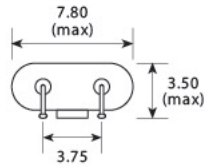
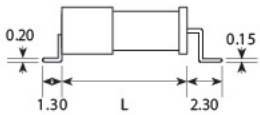
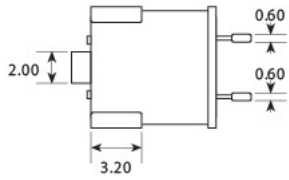
Parameters	Symbol	Specification
Frequency Range	Fo	10.000 MHz ~ 200 MHz
Operation Mode		10.000 MHz + Fundamental (see options) 35.0 MHz ~ 130.0 MHz 3rd-overtone (see options) 65.0 MHz ~ 200.0 MHz 5th-overtone (see options) 80.0 MHz ~ 200.0 MHz 7th-overtone (see options)
Operating temperature Range	To	0° to +70°C (see options)
Frequency Tolerance at 25°C	Δf/F	± 10ppm max. (see options)
Temperature Stability	Δf/F	± 10ppm max. (see options)
Load Capacitance (CL)	CL	series or 5 pF to 100 pF (see options)
Equivalent Series Resistance	ESR	Frequency dependent, please consult factory
Shunt Capacitance (Co)	Co	7pF Max
Insulation Resistance	Ri	500 MΩ min. (at 100Vdc)
Drive Level	DL	1mW max.
Aging	Δf/F	±5ppm max (at 25°C, first year)
Packing Unit		1000pcs / reel
Soldering Condition		260°C, 10 sec x2 max
		Customer specifications on request

OPTIONS & ORDERING INFORMATION

UM5MJ- MHz	-	
	Freq. Tolerance	Freq. Stability*	Operating Temp.*	Load Capacitance	Mode	Frequency in MHz	ESR if other than STD
	05 = ±05 ppm	05 = ±05 ppm	D = -10° / +60°C	Please specify CL in	F = Fundamental	Please specify the	Specify a value in Ω
	10 = ±10 ppm	10 = ±10 ppm	E = 0° / +70°C	pF or S for Series	D = 3rd overtone	frequency in MHz	
	15 = ±15 ppm	15 = ±15 ppm	F = -20° / +70°C		V = 5th overtone		
	20 = ±20 ppm	20 = ±20 ppm	G = -30° / +75°C		Z = 7th overtone		
	25 = ±25 ppm	25 = ±25 ppm	H = -30° / +85°C				
	30 = ±30 ppm	30 = ±30 ppm	K = -40° / +85°C				
	50 = ±50 ppm	50 = ±50 ppm					

* Note: Not all combinations are possible, please consult us.

OUTLINE DIMENSIONS



L=6.0mm