


SX7EQP

LVPECL SURFACE MOUNT CRYSTAL CLOCK OSCILLATOR

FEATURES

- Frequency Switchable Oscillator
- Up to 1500 MHz
- Short delivery

7.0 x 5.0 x 1.8 mm



Item	Specification	
Frequency Range	10.0 MHz ~ 1500 MHz	
Output Signal	LVPECL	
Overall Frequency Stability *	± 25 ppm ~ ± 100 ppm (see options)	
Operating Temperature Range	0 ~ +70°C commercial application (see options) -40 ~ +85°C industrial application (see options)	
Supply Voltage Vdd	+2.5V ±5%	+3.3V ±5%
Supply Current Idd	55 mA max.	
Output Voltage HIGH VOH	Vdd -1.085 V min. ; Vdd -0.86 V max	
Output Voltage LOW VOL	Vdd -1.81 V min. ; Vdd -1.62 V max	
Output Load	50 ohm into Vdd-2V	
Symmetry	45 / 55 %	
Rise / Fall time Fr/Ff	0.5 ns max	
Tri-state function	pin #1 = high or open pin #1 = low	pin #4 - #5 ==> oscillation pin #4 - #5 ==> disable
Start-up Time	3 ms typ. ; 10 ms max.	
RMS Phase Jitter (12 kHz to 20 MHz)	1.0 ps typ.	
Frequency selection	FSEL 0 1	Frequency output Freq. 1 Freq. 2
Packing Unit	1000pcs / reel	
Soldering Condition	260°C , 10 sec x2 max	

(*) Includes initial tolerance @+25°C , stability over operating temperature , stability vs. load change , stability vs. supply change and one year aging

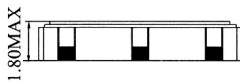
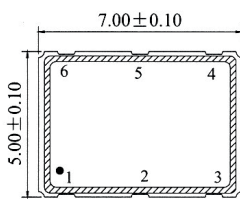
Customer specifications on request

OPTIONS & ORDERING INFORMATION

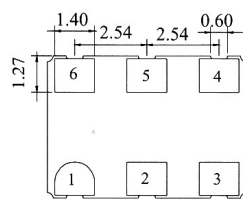
SX7EQP	Supply Voltage *	Operating Temp. *	Overall Stability *	Tri-state Function	Frequency 1 (MHz)	Frequency 2 (MHz)
	25 = +2.5V 33 = +3.3V	E = 0° / +70°C F = -20° / +70°C K = -40° / +85°C	25 = ±25 ppm 50 = ±50 ppm 100 = ±100 ppm	E = Tri-state		

* Note : Not all combinations are possible , please consult us.

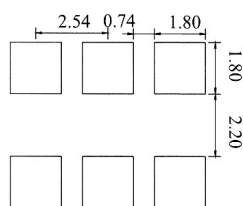
OUTLINE DIMENSIONS (MM)



Top View



Recommended Solder Pattern



Pin Connections

- #1 : E/D
- #2 : FSEL
- #3: GND
- #4 : Output
- #5 : Complementary output
- #6 : Vdd