


SX7CV HCMOS SURFACE MOUNT VOLTAGE CONTROLLED CRYSTAL CLOCK OSCILLATOR

FEATURES

- Ultra-miniature package
- Tri-state functions
- Many options available
- Applications : Set-top boxes, Audio-video applications, Fibre channel, ...

7.0 x 5.0 x 1.8 mm



Item	Specification			
Frequency Range	1.0 MHz ~ 75.0 MHz			
Output Logic	CMOS			
Overall Frequency Stability *	± 25 ppm ~ ± 100 ppm (see options)			
Operating Temperature Range	0 ~ +70°C commercial application (see options) -40 ~ +85°C industrial application (see options)			
Supply Voltage Vdd	+1.8 V ±5%	+2.5 V ±5%	+3.3 V ±5%	+5.0 V ±5%
Control Voltage Center	+0.9 V	+1.25 V	+1.65 V	+2.5 V
Control Voltage Range	0.0 V to 1.8V	0.25 V to 2.25 V	0.3V to 3.0V	0.5V to 4.5V
Supply Current Idd	10 ~ 45 mA (Frequency dependent)			
Output Level	VOH ≥ 0.9 Vdd		VOL ≤ 0.1 Vdd	
Output Load	15pF			
Symmetry	45 / 55%			
Rise Time / Fall Time Fr/Ff	10 ns max (1.0 MHz ~9.99 MHz) 6 ns (10.0 Mhz ~54 MHz)			
Start-up Time	10 ms max.			
RMS Jitter (12 kHz to 20 MHz band)	1 ps max.			
Phase Noise	-130 dBc/Hz max. at 1 kHz offset			
Tri-state function (only for 6-pad version)	pin #2 or #5 = high or open pin #2 or #5 = Low			
Frequency Pulling Range	±50 ppm min.; ±100 ppm min.; ±150 ppm min.; ±200 ppm min. (See options)			
Linearity	6% typical; 10% max.			
Slope Polarity	Positive (Increasing control voltage always increases output frequency)			
Modulation Bandwidth	10 kHz min (-3 dB)			
Input Impedance	1 MΩ min.			
Packing Unit	1000 pcs / reel			
Soldering Condition	260°C , 10 sec x2 max			
	Customer specifications on request			

(* Includes initial tolerance @+25°C, stability over operating temperature, stability vs. load change, stability vs. supply change and one year aging


OPTIONS & ORDERING INFORMATION

SX7CV

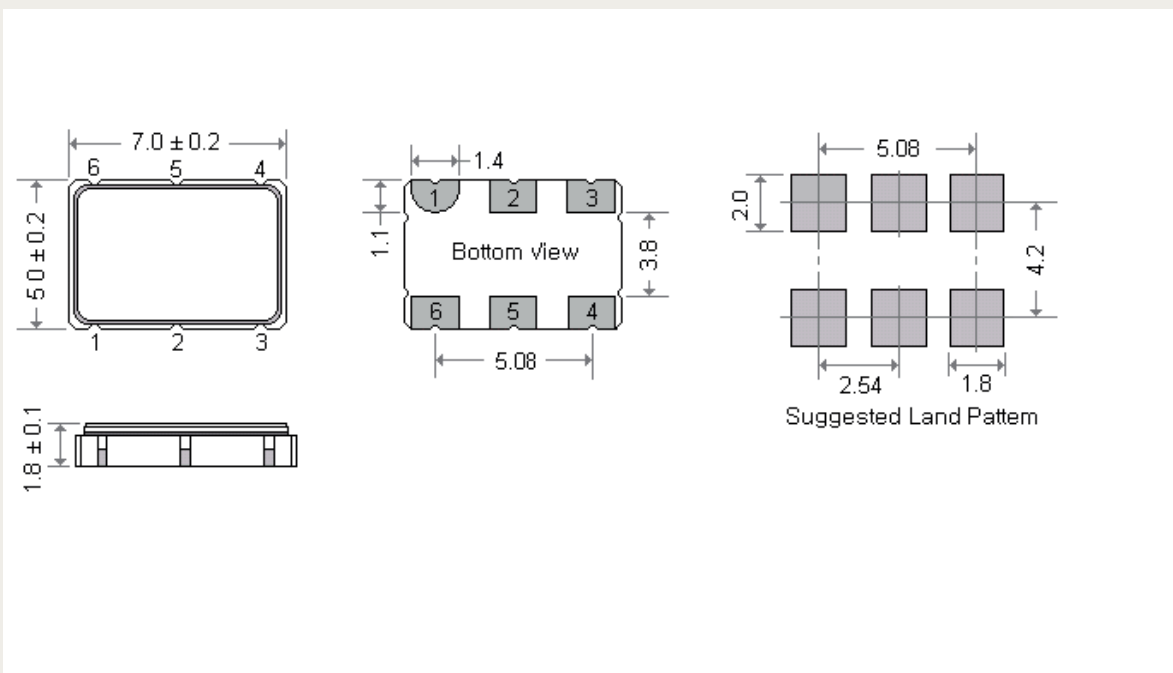
Supply Voltage *	Operating Temp. *	Overall Stability *	Tri-state Function	Package type	Pulling *	Frequency in MHz
18 = +1.8 V	D = -10° / +60°C	25 = ±25 ppm	E2 = Tri-state at pin #2	4P = 4-pad version	50 = ±50 ppm min.	Please specify the frequency in MHz
25 = +2.5 V	E = 0° / +70°C	30 = ±30 ppm	E5 = Tri-state at pin #5	6P = 6-pad version	100 = ±100 ppm min.	
33 = +3.3 V	F = -20° / +70°C	50 = ±50 ppm	F = No Tri-state		150 = ±150 ppm min.	
50 = +5.0 V	G = -30° / +75°C	100 = ±100 ppm			200 = ±200 ppm min.	
	H = -30° / +85°C					
	K = -40° / +85°C					

(*) Note : Not all combinations are possible , please consult us.

OUTLINE DIMENSIONS



Pin Connections #1 : Control Voltage #2 : GND #3: Output #4 : Vdd



Pin Connections #1 : Control Voltage #2 : Tri-state or NC #3: GND #4 : Output #5 : Tri-state or NC #6 : Vdd